



Raver Parisar Shikshan Prasarak Mandal's

**SHRI. V. S. Naik Arts, Commerce & Science
College Raver, Dist- Jalgaon (M.S.) 425508**

Best Practices

7.2.1 BEST PRACTICE – I

“Paperless Internal Examination in Academic Year 2018-19”

The traditional paper examination system has been used in most countries of the world, which is a long complex cycle process. Any problem in this system will disturb the whole examination process. Such examinations have been also paper waste, environmental pollution and other defects, so the paperless examination completely overcomes the drawbacks of the traditional examination system. Paperless examination not only saves costs, but also improves safety and achieves fairness and justice. This paperless internal examination is based on the “Developed Computer and database Technology”. Using MIS software, our institute describes the research and development process of the paperless internal examination system in the academic year 2018-19.

These system familiar students to face the online multiple choice question examination. In corona virus pandemic, the teaching, learning and evaluation was started by online mode, in that situation our students was familiar to this online MCQ examination which was beneficial to them. The process follows by the institute to conduct inline internal examination was explain by the following flow chart.

Process of Conduction On- line Internal MCQ Examination

Principal organize meeting with Examination Committee to decide examination time table

Computer Department gives responsibilities to conduct examination

Compile MCQ Question Paper by email

Published Examination Schedule

Uploading Examination Papers on MIS Software

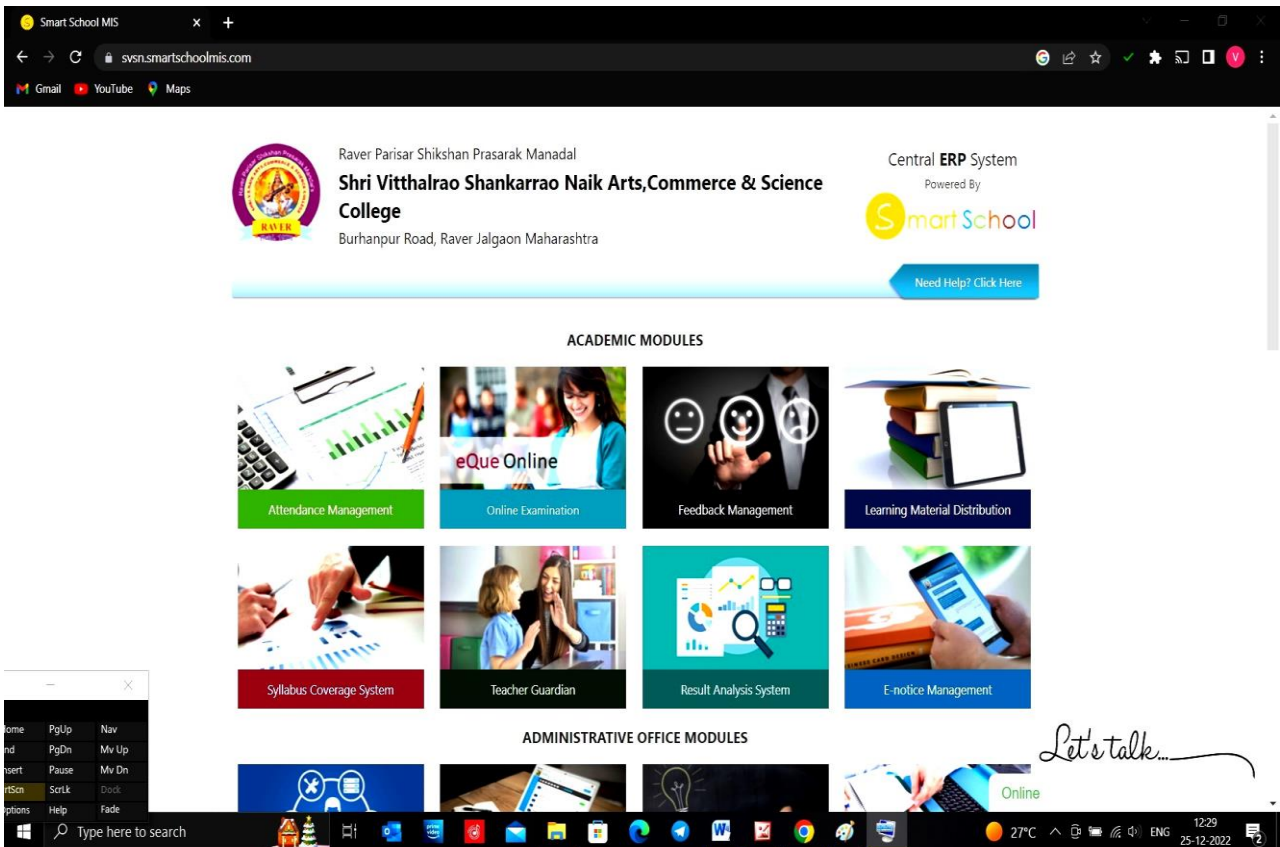
According to Time table Students Appear for Examination in Computer Department

Computer Department Distributes Mark sheets to each Department

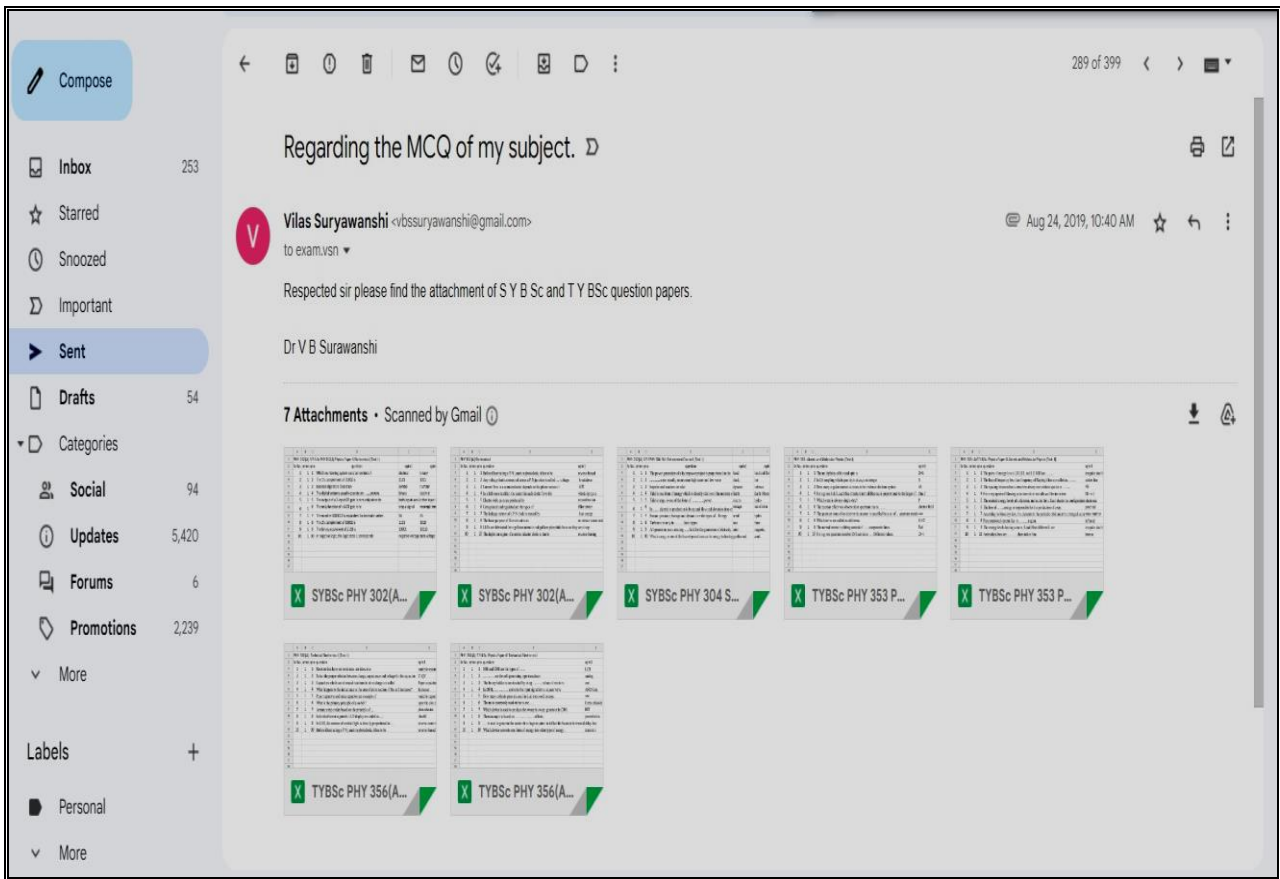
Result Declared on the Departmental Notice Board



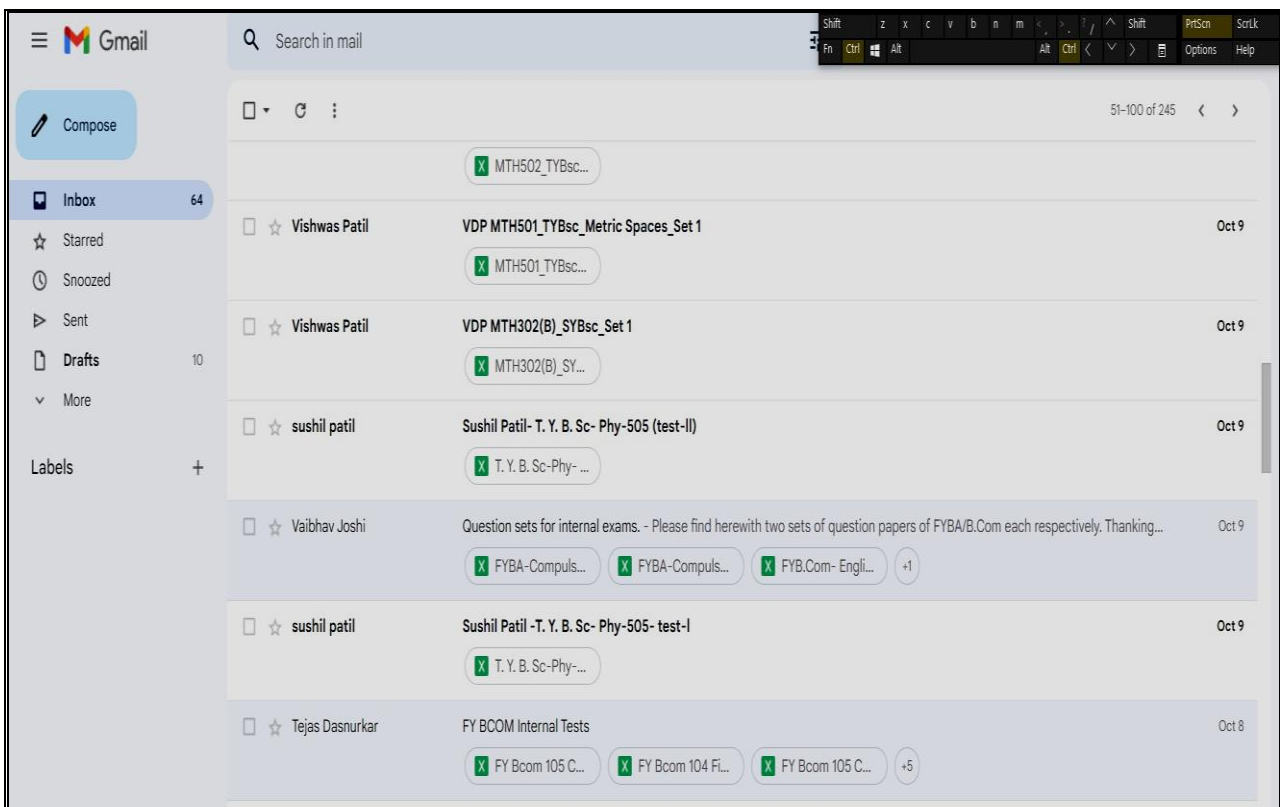
Certificate awarded by Smart School Management Information System



Screen Shot of Smart School Management Information System



Course Wise MCQ Question Papers Send By Teachers



Collection of MCQ Question Papers By Teachers

BEST PRACTICE – II

“Development of Botanical Garden for Medicinal Plants”

Students come from different rural areas, but they have no information about the medicinal background of the plants those are present in their areas. It is essential to focus every student that the importance of such plants and its flowers, leaf, roots in our daily lives. A lot of plants around our surrounding have different properties. Some of them are used for medicine purpose.


Department of Botany have been developed the botanical garden in our campus from last twenty years. Varieties of botanical species was grows in that garden, those are practically useful for the study of botanical science. This academic year, the botany department decided to informs students about the medicinal plants and their importance in human life. Then the department told them to identify the medicinal plants those are freely available around their surroundings and then plant in the garden. According to this the students planted some plants like Holy basil (Tulsi), Aloe Vera (Korphad), Neem, Amla, herda, lemon, hibiscus etc in the garden.

This activity helps students to identify and increases the knowledge of medicinal plants.

“Grown Medicinal Plants in Botanical Garden”



Opuntia ficus-indica (nagfani) Plant



Bryophyllum (Panfuti) Plant



Garden Cactus Plant



Taro leaves (Aluchi Pane, Arbi)



Aloe Vera Plant (Korphad)



Type of Cactus (Nivdung)



Some Medicinal plants in Botanical Garden